




SCAVENGER HUNT

See what you can notice about **BIVALVE SHELLS** next time you're at the beach.

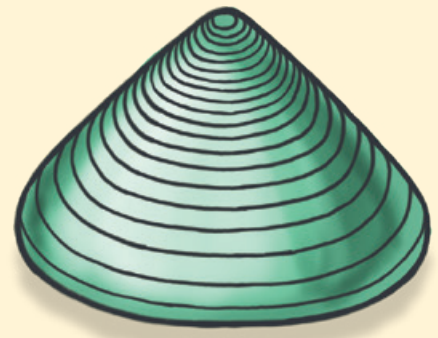


CHALLENGE 1 SHAPES


These are all common shapes of NZ bivalves. Once you've found a shell that matches each shape, lay them on top and take a photo.



Quadrate



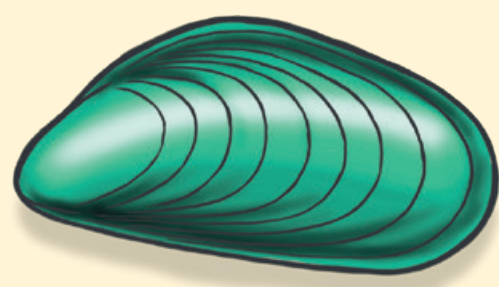
Trigonal




Ovate



Pectiniform



Mytiliform



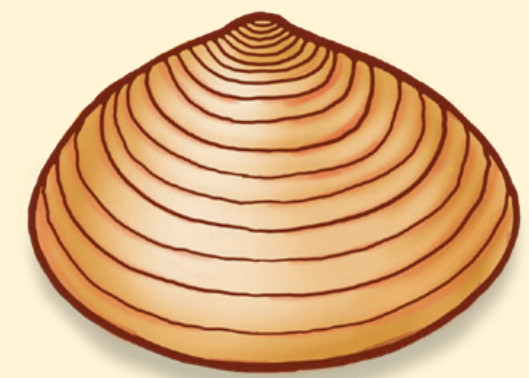
Circular

Looking for a list of common shells to find that match these shapes? Go to kcc.org.nz


CHALLENGE 2 SCULPTURE

If you rub your finger over the outside of the shell, what does it feel like? Sculpture is the texture on the outside of a shell. Once you have found a shell that matches each sculpture, lay them on top and take a photo.

TOP TIP: Start with circular shells, which vary a lot in sculpture!



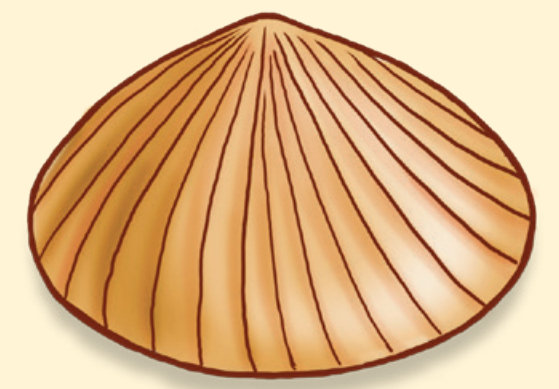
Commarginal



Divariate




Smooth




Radial

EXTRA FOR EXPERTS



Find a shell that still has its two parts connected.



Find a shell that has a bumpy margin (outside edge).



This activity was created by **Tobia Dale**