

# Draw a wheke in 4 steps

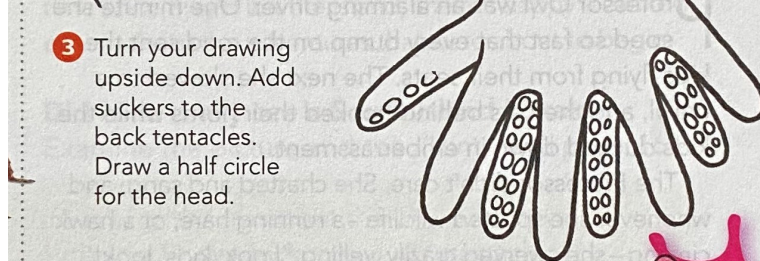
with Gavin Mouldey

Wheke, or the common NZ octopus (*Pinnoctopus cordiformis*), can grow up to a metre long! Sometimes you can find baby ones in rock pools.

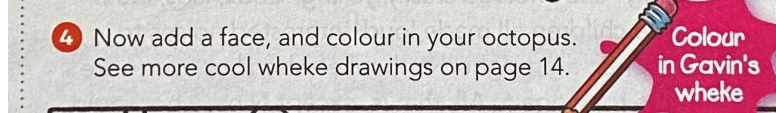
- 1 Spread your four fingers as wide as you can and trace around them, stopping at your thumb.



- 2 Move your hand so your fingers are in the gaps, and trace again.




- 3 Turn your drawing upside down. Add suckers to the back tentacles. Draw a half circle for the head.



- 4 Now add a face, and colour in your octopus. See more cool wheke drawings on page 14.

Colour in Gavin's wheke



## About your illustrator

Gavin Mouldey loves the rocky coastline and salty wind of Wellington's Island Bay, where he lives. Another highlight of his neighbourhood is the Marine Education Centre, where you can observe the weirdness of an octopus up close.